

The Eagle News

- July 2013 -

GWRRRA



WA-E

Bellevue, WA



"Friends for Fun, Safety and Knowledge"

Contents

Directors Message	2
Birthdays & Anniversaries	3
Eagle Oops Award	4
Rider Education	5
2013 Kinetic Sculpture Race	8
Super Glue & Industry News	11
F4 Windshield & a little humor	12
Recipes	14
A little more humor	16
Calendar	17
Events & For Sale	18
Safe Place	19
Mystery Ride	21
2013 Mileage contest	22
Welcome & 2013 Chapter E Calendar	24
GWRAA Washington Meetings	27
GWRAA Chapter & District Staff	28

Chapter Staff

Chapter Directors: Bob & Patty Spencer
Assistant Chapter Directors: Bill & Caryl Estes
Chapter E Educators: Mike & Lynn Briggs
Ride Director: Bob Spencer
Treasurer: Charlene Lee
Cares & Concerns: Leah Gray
Dinner Socials Coordinators: Bill & Caryl Estes
Membership Coordinator: Violet Urquhart
Mileage Coordinators: Karla & Scott Edwards
Newsletter Editors: Gordon & Kathy Bousman
Web Designer: John Smith
Stores Manager: Mike Keefe
Historian/photographer: Ron & Kathy Johnson
Couple of the Year: Ron & Violet Urquhart



GWRRA



WA-E

July 2013 Gold Wing Road Riders Association Region I - WA District



"Friends for Fun, Safety and Knowledge"



Next Meeting: August 17, 2013

Crystal Creek Café

22620 Bothell-Everett Hwy.

Bothell, WA. 98021



Every year about this time Patty and I look at each other and say "What were we thinking? June was a busy month and now we're looking at July which is the busiest month of the year, not to mention August. We literally don't have an open weekend until sometime in September. I know I should be taking about what's coming up but let's review our busy June instead. Most of you know by now that Chapter C had their last meeting on June 8th. Patty and I, Bill and Caryl, Ron and Violet and John all went to their last meeting and let the few Chapter C members that were there, know that they were welcome at chapter E. Not only are we happy to pick up a few new members, we are also glad to have our own Lee Ann and Russell, Bruce and Sandy and Rodney back at Chapter E full time. Our district director Susie Hutchinson was there and explained what takes place to close the chapter and announced that chapter E would take over the "Early Spring Fun Run". We will start working on that sometime in September as we will want fliers out for the "District Leadership Workshop" in October.

Patty and I could not make the Darrington loop ride after the June meeting, but I heard that it was a good day and John did a great job leading the ride, that ended at the Everett Power Sports open house.

On June 22nd several of us went to the Chapter B "Harvest Run" in Bremerton. The ride took us through the back roads around Bremerton, Port Orchard and Gig Harbor with some beautiful scenery along the beaches of Key Peninsula. Doughnuts and coffee were served before the ride. Afterwards, there was a hot dog and chili feed and live music provided by Dave Schaffer, a Chapter B member.

"Bob's Omak Loop" was another success! We started out from Canyon Park with five bikes and added two more in Monroe. Ron and Violet brought up the rear in their car. Ironically, we left the west side in beautiful sunny weather and rode into threatening skies in Eastern Washington. After fuelling up the bikes and picking up picnic supplies at Safeway in Leavenworth, we proceeded on to Wenatchee where it started to rain huge drops. As we crossed over the bridge west of downtown Wenatchee we could see that it was storming north up the river and we changed plans literally in the middle of the stream (ok, bridge) and went east through East Wenatchee and stopped for a picnic at the county "Aqua Park" along the river. With threatening skies and thunder bearing down on us we found a nice clean, covered picnic area to have lunch. As it turned out the rain missed us and continued North and we continued East through Quincy, Ephrata and Soap Lake with a stop at Dry Falls.

After a short break at Dry Falls, we decided that since it was pushing 2:00 we should shorten up the ride from there and proceeded North on SR-17 past Chief Joseph Dam through Bridgeport and on to Omak, arriving around 4:15. Rick and Sue and David and Leah were already there waiting for us with ice cold beer. The motel pool was closed which didn't make us very happy, but we enjoyed visiting by the pool anyway and John went down and made 7:00 reservations for all of us at our favorite Mexican restaurant. After dinner we all went back to visiting by the pool and in comes Scott and Karla. Evidently they had enough rain up in the mountains and decided to join us at the motel.

We woke to beautiful cloudless skies the next morning and after a little breakfast at the motel we pulled out around 8:30. It was a text book ride home over "Loup Loup" pass, through Twisp and Winthrop and over the North Cascades Hwy. We stopped at the little BBQ joint in Mablemount for lunch then proceeded down SR-530 through Darrington, into Arlington and south to home on Hwy - 9. It was a great ride. Can't wait until next year!

Bob and Patty





July Birthdays

Bruce McMahonill	16
Freda Downs	17
Violet Urquhart	18
LeeAnn Kelly	19
Joe Downs	21
Charlene Lee	29



July Anniversaries

Bruce & Sandy McMahonill	13
Garney & Gail Arcand	14

If we have missed any announcement, birthday or anniversary please email Leah Gray or Bob & Patty Spencer with dates, names and information. If you have pictures and/or stories, please attach them to your email.

©Cares & Concerns: Please remember to inform Leah Gray of any cares or concerns you may have or if you are aware of other members in need of support. If someone is ill or incapacitated or simply is in need of a friendly hug or support, please let us know. We really do want to know if you are OK or in need of anything.

Bob & Patty Spencer - bspswae@frontier.com

Leah Gray - lsfvr57@aol.com



THE EAGLE OOPS AWARD

Oh Oh!

The current recipient of the Eagle Oops award is Bob Spencer. He was nominated by John Smith, the previous winner of the award. The reason for Bob winning the **award was one of those deals “where you just had to be there” to understand.** The membership in attendance at the May chapter meeting unanimously voted for Bob to receive this cherished award.



Bob Spencer - happily receiving the Eagle Oops award from John Smith



Lyle Lovett—2013 National Spokesman

This year's Ride For Kids will be held September 8th at Remlinger Farms
32610 Northeast 32nd St. Carnation, WA 98014

Captain Ron and Violet Urquhart have started a business to provide embroidery for the chapter shirts. If you are interested in getting that done, please bring the article of clothing that you want the work done on to a chapter meeting and provide that to them. You can contact them by email (highlandembroidery@gmail.com) for pricing and availability or call 425-512-9498





Rider Education

by Mike Briggs



Chapter E Rider Education

Lynn and I rode the after-gathering ride last month and we had a great time. The route was scenic, the breaks were perfect and the weather couldn't have been better. I did get to thinking that we really haven't talked much about "group riding". So I thought I would do an FAQ this month and write about some of the things we need to do when we "Team Ride"

Why do we Team Ride? **When we ride as a "bunch" of riders there is increased risk and a many times frustration on both the riders and motorists.** When we ride as a team, we not only look good, we feel better, there is less risk, we all understand our roles as riders and we have a lower stress, more enjoyable ride.

What are some of the things that we do when Team Riding? **We have a discussion prior to leaving, it's called a riders meeting.** Not overly formal, but provides the following information to all of the riders

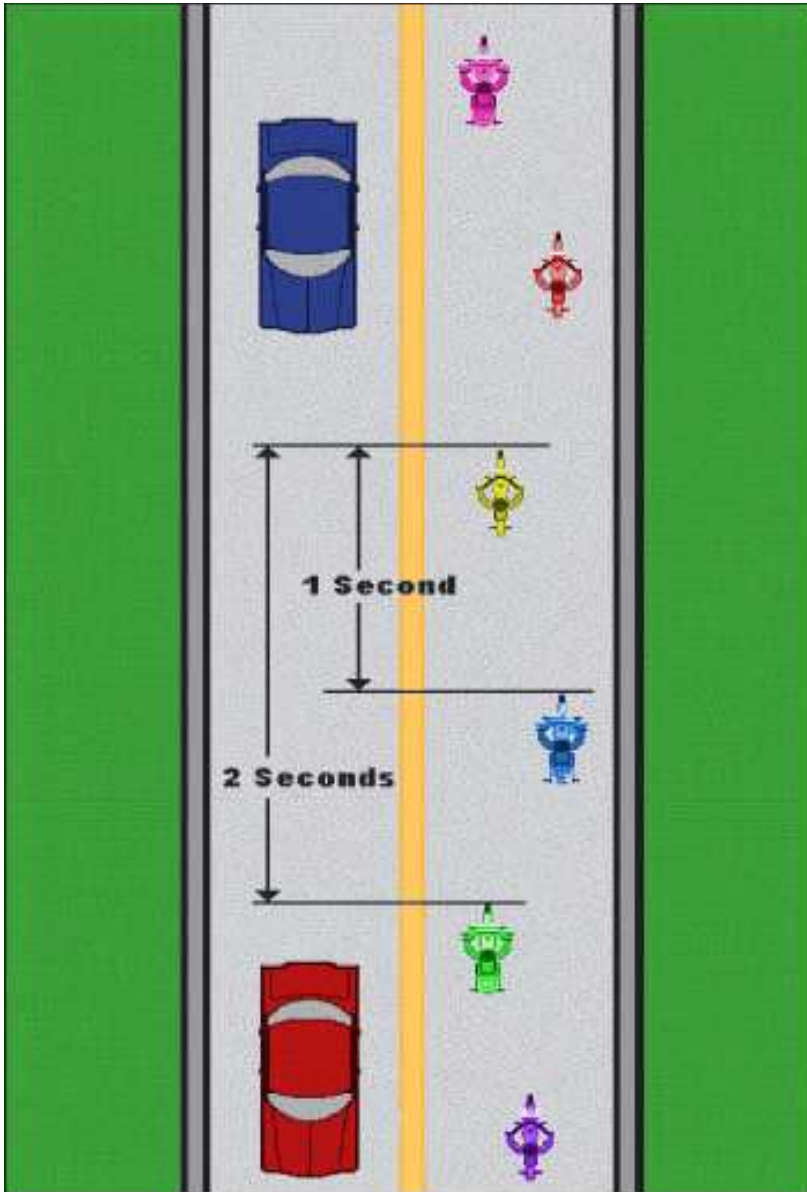
- The route
- The planned breaks
- The length
- Any particular difficult or congested areas
- CB channel
- Lead and Drag riders

What or who is a 'Lead Rider'? The lead rider is an experienced rider who sets the speed, and tone for the ride. The Lead Rider maintains communications including speed changes, lane changes or any alteration in the ride. In addition he/she listens to the team members especially those who may be new or inexperienced in riding in a team

What's a 'Drag Rider'? secures lanes for the team, watches for anything out of the ordinary, drowsy riders, riders not paying attention, other motorists being aggressive or anything else that may increase risk to the team. Communicates with the Lead Rider

What do the 'Team Riders' have to do? As a team rider you always rider your own ride. We way that a lot but what it means is **you have to ride within your abilities.** If you don't feel comfortable at a certain speed or type of riding, you need to talk to the Lead Rider and he/she will adjust those things as needed. You need to be prepared. That means dressed, fueled and ready to ride at the appropriate time. You also need to keep the CB talk to a minimum at least in congested areas. You need to maintain proper spacing and position in the lane.

How big are the teams and how are they organized? Teams are 7 bikes maximum, if there are more bikes, then there are several teams! We use a staggered system that is the first bike generally is in the left track of the lane, the next bike is in the right track of the lane and so forth. The number two bike is at least 1 second behind the number one bike and so on through the team, this is in perfect conditions, weather and traffic would change that.



I want to ride with my friend and he is in a different team. Sometimes you end up on a team that **doesn't have your best buddy on it.** That's really ok because **it's an opportunity to ride with others that** you may not have ridden with before. In any case, you will all arrive at the same location and break spot, just a few minutes before or after your friend. **If it's really important to you, then make sure that** you have a conversation with the Lead Rider before everyone is mounted up and ready to go. Most of the time these things can be accommodated.

What side to trikes and sidecars ride on? Generally, trikes and sidecars rider near the rear of the team. If you are behind one, you need to maintain a minimum 2 second following distance as they take up more of the lane.

What happens if there is a problem or breakdown? The rider with the problem notifies, either on the radio or with hand signals there is an issue and the Drag Rider pulls over with the bike. In the meantime, the Lead Rider finds a safe place to pull over with the rest of the group and then communicates with the drag rider to determine the next course of action.

There is quite a bit more to team riding but this gives you some basic information to help you understand how it works. I have noticed that I am at a higher stress level when the riders in the group I **am riding with don't ride this way. I imagine that's the same for others as well. I am going to continue** this theme as we move forward through the riding season so that we can ride in a team with confidence and knowledge. If you have questions or want to talk more about this, let me know.

Thanks, Mike and Lynn

The 2013 Kinetic Sculpture Race



The World Championship Kinetic Sculpture Race must be seen to be **believed**. Where else can a 10' tall shoe and a huge dead ant be seen travelling down Hwy 101? Not breathing with a crew of 11.



Hwy 101? Not breathing with a crew of



Lana, Kujo The Magnificent (his pirate name, but that is another story), and I put the Goldwing on the back of the motorhome and drove the 600 miles south to the Northern California town of Eureka. At the KOA we met up with three other couples from the San Jose chapter that were brave enough to face the unknown. What a way to spend Memorial Day weekend!



The Kinetic Sculpture Race is a contest vehicles that must be able to traverse city and down sand dunes, go through mud, and Bay. Most contraptions are built using sculpture of some kind covering the frame. into making a functional frame, most groups top of the same frame each year.



between human powered streets, the open road, up swim through Humboldt bicycle parts with a Because so much work goes put different sculptures on



The race starts on Saturday in the town of Arcata. The town square is taken over by retired hippies with too much time on their hands. Who else would be able to craft such wonderful devices? There is live music, vendors, and a lot of newbies with their mouths open in disbelief. You can always tell who the first timers are.

After the required and most often hilarious Brake Check where the contestants are encouraged to bribe

the judges, all of the entries race around the town square and then head out of town. The first obstacle to be faced is **Dead Man's Drop**, a steep sand covered hill that also slopes sideways. Buzzards can usually be seen circling overhead in spite of the crowds of people yelling and screaming for their favorites. One of the awards is for Best Wipeout **while dropping over the edge**. This is one of the spots where legends are born...



The survivors then head back to Eureka to camp for the night. The next morning is the infamous Water Crossing, where the sculptures ride down a boat ramp and try to make it to another boat ramp a mile away without tipping over, sinking, or steering wildly out of control. Another award goes to the Biggest Splash on entry. One poor fellow had a tricycle shaped frame and collapsed his front forks when he hit the water too hard. Bummer. It is always

entertaining to watch the entries that haven't tested their sculptures to see if they actually float or not.



After getting out of the water, they make their way through city and country roads to camp on the beach. The next morning the officials decide if there is to be another water crossing. If the weather is too bad they ride around the inlet to the finish line in the city of Fortuna. Unfortunately, it was raining for the better part of the day, so they took to the roads.

There is a narrow bridge crossing a river before getting into Fortuna, and

all entries waited in a parking lot at the foot of the bridge so they could block traffic and all cross at once. An impromptu party broke out while waiting with loud music and dancing. Once they had all grouped up (it took over an hour), they headed up and over the bridge and raced to Fortuna. Some entries can really move along at a good clip while others not so much. Even though they all left at the same time, by the time they got to the finish line they were spread out by an hour.



Once the race was over, the sculptures lined both sides of the street and everybody had a party!



Live Music!





A giant, wet cockroach



Visitor Parking



As you can see, nobody in their right mind would possibly want to miss this...

SUPER GLUE™

By: Karla Edwards

As many of you know, I like to ride the dirt and occasionally have a few bad get off's. These are unplanned often resulting in undesirable outcomes including cuts, bruises, bleeding, etc. I recently read an article about the use of Super Glue™ and ran to the store to purchase glue for each of our first aid kits. This sounds crazy I know, however if you need emergency treatment and a physician is not readily available Super Glue can stop bleeding quickly, close small cuts, and lead to less scarring, however for the deep wounds head straight to the emergency department. Again, super glue can be useful and should only be used in emergencies as it can also irritate the skin.

During the Vietnam War, although not approved by the United States Food and Drug Administration, medic's carried Super Glue to heal wounds, stop bleeding and was credited for saving lives.

Remember, use at your own risk and go with the theory less is more. Avoid getting the glue on your fingers so that you're not stuck trying to free your fingers from your wound. Super Glue should never be used on your lips, cuts over joints, cuts over tight skin, wounds with a high risk of infection like animal bites, and deep wounds that involve damage to muscles or tendons. Liquid bandage would be a good substitute. Other things that work in an emergency are sanitary napkins and tampons! They are absorbent and are actually used by medics to control bleeding from wounds.

Make sure that you clean the wound thoroughly with soap and water, dry the skin and make sure you've stopped the bleeding, bring the two sides of the wound together and place the glue along the cut. Remember less is more with Super Glue! As the wound closes, it will expel the glue and will eventually peel off. Once the glue is placed along the wound, keep both sides together until the glue dries. For larger wounds you will want to leave a side open so there is some opportunity for draining. However best to get yourself proper medical attention if possible!

Industry tidbits:

Honda still has six new product announcements coming yet this year and they have already announced about six wonderful new products. The CTX 700 with dual clutch automatic shift is next due on **July 8th** and the full fairing version of this interesting motorcycle is due out at the end of July. Think in terms of affordable and think in terms of user friendly! No, its not a Gold Wing but its really a friendly entry level mid size motorcycle..

Good news for Gold Wing riders is that right now Honda has a 1.9% interest rate for all Gold Wing sales to include the standard Gold Wings and the F-6B. . . and, yes, we're discounting setup charges on all of them!

The Ride for Kids on **Sunday Sept. 8th** has a new format and a number of program changes. I like most of them insofar as the program will now allow people to be on their way home earlier in the afternoon. We're working hard to make this important event truly gratifying and enjoyable as it has been in past years. I hope to see everyone there to enjoy the lunch and program as well as the parade style ride. Our escorts have been doing a great job in recent years to make this ride very safe and smooth. I hope to see all of you there.

Mike



F4 WINDSHIELD

By: Gordon Bousman



Recently I replaced my stock Honda windshield with a F4 windshield. F4 windshields are noted for their high resistance to scratching, clarity, and **ability to shed rain.** I had a tall "Tusla" windshield on my previous bike and I really liked it for the improved wind protection at high speeds. Tinted windshields just became an option in March for the F4 products and I decided to take a gamble and order a F4 +4 version windshield with the tint. The +4 version of F4 windshields are 4 inches taller than the stock Honda windshield raised to its highest position. The +4 version does not adjust however but for me, that is O.K. The entire removal/installation took only 45 minutes—it is a very straight forward process using just a few common tools. I especially like the fact that I do not hit my helmet on the F4 windshield when mounting the bike—which was something I was constantly doing with my previous Tulsa windshield (the F4 +4 windshield does not tilt back **as much as the Tulsa windshield**). I've decided that the tint was to my liking especially on a sunny day and the helmet area turbulence that I experienced at high speeds before is non-existent now. The only negative feature that I have noticed on very bright days is that I am getting some glare from the center console (ignition key area) on the windshield however I had the same issue with my Tulsa windshield as well so I have learned to ignore it. F4 windshields are available with or without vents; I elected to go with no vent since I have Baker air wings that I can turn in for more air when needed.

By the way, F4 Customs now supplies Baker Built air wings with their F4 break and scratch resistant material—so if you buy Baker Built air wings now or in the future, they will be made of the same tough windshield material.

You can learn more at the F4 Customs web site: <http://www.f4customs.com/>





Dave's Trikes
Roadsmith kits and Conversions

Sale and Installation

Dave Pomeroy
Pasco, WA

Office 509-547-0725
Cell 509-531-1116
Trikes@dpomeroy.com



Caryl Estes

Call me with your order and I will pay your
shipping and tax
425-531-0866

view my online catalog @
www.WicklessCandleParty.com

BUY · HOST · JOIN



Quinoa Tabbouleh

Recommended by: Kathy Bousman

INGREDIENTS

2 cups water	3 tomatoes, diced
1 cup quinoa	1 cucumber, diced
1 pinch salt	2 bunches green onions,
diced	
¼ cup olive oil	2 carrots, grated
½ tsp sea salt	1 cup fresh parsley, chopped
¼ cup lemon juice	



DIRECTIONS:

In a sauce pan bring water to boil. Add Quinoa and a pinch of salt. Reduce heat to low, cover and simmer for 15 minutes. Allow to cool to room temperature; fluff with a fork.

Meanwhile, in a large bowl, combine olive oil, sea salt, lemon juice, tomatoes, cucumber, green onions carrots and parsley. Stir in cooled quinoa.

Makes 4 servings

This recipe courtesy of AllRecipes ©

www.allrecipes.com

Pacific Coast Clam Chowder

Submitted by: Jim Roberson

Pacific Coast Clam Chowder



Ingredients

- ¼ pound thick sliced bacon, chopped
- 1 medium onion, chopped
- ¾ cup celery, chopped
- 3 cups potato, peeled and diced
- 1 cup or more fresh clams, shucked and diced or 3-4 cans chopped canned clams
- 1-1/2 cups clam juice or chicken stock
- 2-3 cups half and half
- ¼ cup butter
- 3 tablespoons flour
- 1 cup half and half
- salt and freshley ground black pepper
- ½ cup parsley, chopped
- chopped bacon and oyster crackers for garnish

Instructions

1. Fry bacon in a soup pot until crisp. Remove with a slotted spoon and drain on a paper towel. Remove all but 2 tablespoons bacon fat and saute the chopped onion and celery until translucent. Add potato and clam juice or broth and simmer until potatoes are tender, about 15-20 minutes.
2. If you are using fresh chopped clams simmer them in a little salted water for 5-10 minutes until firm. If using canned clams drain off the liquid and add enough broth to make 1-1/2 cups to cook the potatoes.
3. When the potatoes are tender add desired amount of half and half to the soup. Heat to barely simmering.
4. Melt ¼ cup butter in a medium saucepan. Stir in 3 tablespoons flour and blend well. Cook for 2 minutes, then mix in 1 cup half and half and stir constantly until sauce is creamy and thick. Add this mixture slowly to the simmering soup until it is the consistency you like. Simmer soup for 5-10 minutes.
5. Serve garnished with chopped parsley, bacon bits and warmed oyster crackers.

Recipe copyrighted: Wives with Knives.com™

Say What?





o: 425-821-7441
c: 425-471-4886
williamestes@prepaidlegal.com
www.theestesgroup.biz

Bill Estes
Caryl Estes
Independent Associates
Small Business & Group Benefits Specialists

For More Information
Please Call or Visit Our Website
www.theestesgroup.biz

NYSE - PPD

NEWSLETTER CONTRIBUTIONS

We would like to offer our thanks and appreciation to those who have made contributions to the newsletter.

Your ride reports, technical stuff, recipes, and humor are what help make your newsletter more enjoyable for all.

Please send your contributions to:

Gordon & Kathy Bousman:

gbousman44@gmail.com



July



Sun	Mon	Tue	Wed	Thu	Fri	Sat
 July Birthstone Ruby	1	2	3	4	5	Chapter E Picnic @ The Gustin's home
7	8	9	10 Summer Social Location TBD	11	12	13
14 Chapter A Mystery Ride	15	16	17	18 WA District Rally Grandview	19 WA District Rally Grandview	20 No July Meeting WA District Rally Grandview
21 WA District Rally Grandview	22	23	24	25	26	27
28	29	30	31 Summer Social Location TBD			



GWRRRA Happenings



July 6th: Chapter E Picnic—**Gustin's Home**

July 14th: Chapter A Mystery Ride, Renton

July 18-21: WA District Rally, Grandview

FOR SALE

Men's red First Gear ventilated jacket and pants and women's red First Gear ventilated jacket and pants. Also have a set of XL men's Gerbings heated gloves. All are in excellent condition. All of these are priced at "make an offer".

Contact Jim Roberson jim.roberson@hotmail.com



Cookie Lee

Fine Fashion Jewelry

Home & Office Shows * Career Opportunities
Fundraisers

On-Line Shopping at www.cookielee.biz/charlenelee

Charlene Lee

Independent Consultant

206) 595-7070

Charlenelee@cookielee.biz

Shop the Spring/Summer 2013 line at

www.cookielee.biz/charlenelee



(425) 347-4545

(800) 735-7031

215 S.W. Everett Mall Way
Everett, WA 98204

LET'S TRY TO SHOW STRONG SUPPORT FOR THE SAFE PLACE

Here is their Press Release:

EVERETT, Wash. -- A unique shelter is now open in Snohomish County so kids don't have to spend hours in the back of a social worker's vehicle when taken into state protection.

"If a social worker removes a child at night, they drive around in cars or take them to Denny's or sit in a parking lot sometimes," said Todd McNeal. "There just isn't a place to take them."

But on East Casino Road, inside what looks like an old office building, is McNeal's sanctuary for at-risk kids 12 and younger, a bridge between home and foster home they call Safe Place.

"I hope the kids feel loved on, snuggled, at ease, safe," said Mary McNeal, Todd's wife.

Six years ago the McNeals took their first foster child into their home, they said, and they never stopped. They've also adopted and taken guardianship over several of their foster children.

"If my heart doesn't break for the kids who come in and out of my home, whose heart is going to break for them?" Mary said.

"We work with foster kids, with poor kids, with immigrant families, " Todd said. "It is our passion to care for children and for those with no voice."

But Saturday's grand opening of Safe Place takes the McNeal's passion one step further. It's their state licensed but volunteer-run and donation-funded shelter for young kids caught in emergency situations.

When police and social workers take kids from dangerous situations, like homes with domestic violence or drug activity, it can often take hours to find proper foster homes for the children, said the McNeals.

"Due to the shortage of foster homes, that can be time consuming," said Todd. "Many times, sibling... are split up, you're just shopping for an empty bed over the weekend. There just simply isn't time at 1 o'clock on a Saturday night to find the right home."

"We would get calls in the middle of the night, usually from frantic social workers who had just picked up a child from a drug bust," Mary McNeal. "It's hard for the kiddos too that get pulled, when they're in the back seat of the social workers car and they hear, 'Can you take Johnny and Susie? Oh, you can't.'"

Located in a renovated medical clinic, Safe Place contains beds, games, toys, clothes and food for the kids. It also has an office space where social workers can continue a search for proper foster placement.

About 10,000 foster kids are in Washington, Todd said, and he hopes Safe Place can eventually serve those in Snohomish, Skagit and Whatcom counties. The McNeals said they and a few other foster families will run Safe Place as volunteers, thought with enough funding, they hope to hire staff. "We would love to see this open 24-7... but we would also love for people to copy this," he said. "We're an open book."

Safe Place


Rally for Kids

August 3, 2013

1st Annual



FUN RUN



100% of proceeds
benefit Safe Place!
See Back of flyer>>



CARS WELCOME!

Starting at Everett Power Sports, 215 SW Everett Mall Way, Everett, WA,
and ending at Cascade High School, 801 East Casino Road, Everett, WA.
Event day Registration is \$15, (ride, exhibition only) 7:30 to 9:30AM. First
bike out 7:45AM, last bike out 9:45AM.

Fundraiser Lunch, Cascade HS, 12-2PM

Chili, All Beef Dogs, Chips, Soda/Water

Available from Kings Riders Chapter of the CMA

Northwest Wings Motorcycle Drill Team

Exhibition, Cascade HS, 2:30PM

Early mail in registration (ride, exhibition only)-

\$12 Donation; Make checks (no cash) payable to: Safe Place For
Kids Address: Rally for Kids, 1620 46th St. SE, Everett WA 98203

Tee Shirts



\$15

Donation

W	Cut	Cut	
E	Rider	You will be placed on an	2
L	Co-Rider	Event day list.	3
C	Address	Tee Shirt? Specify	8
O	Email	Qty	4
		Size	1
M	Rider Signature		7
E	Co-rider Signature		5

Those having affixed their signatures above, do hereby agree to voluntarily comply with the appropriate rules governing this ride, and further agree to hold harmless Chapter B, Chapter C, and Safe Place Rally for Kids or any property owners involved in this event, for any injuries, death, or loss of property that might be suffered, as a result of this event. I also agree that I am responsible for any damage, that I may knowingly, or unknowingly cause and maintain the required insurance to participate in this event. Registration is non refundable.



WA CHAPTER "A" MYSTERY RIDE



Who:

Anyone; 2, 3 or 4 wheels
(ALL MOTORCYCLE TYPES AND SIZES WELCOME)

When:

Sunday, July 14th, 2013

Where:

**Beginning: Carpenters Building
231 Burnett Ave N
Renton, WA 98057**

Pre-Registration:

\$10 Rider/\$15 w/co-rider (Postmarked by June 22nd 2013)

Registration:

\$15 Rider/\$20 w/co-rider (after June 22nd)

Non-GWRRA Members:

\$15 Rider/\$20 w/co-rider

\$50 Pre-Registration Prize -MUST BE PRESENT TO WIN

Registration Opens:

**8:00 AM First Bike out 10:00 AM Last bike out
3:00 PM Last bike in, prizes awarded shortly thereafter.**

FIRST PRIZE: SET OF TIRES

**2nd Prize - \$100.00
(Must be present to Win)**

**Bug Run, 50/50, Mileage Guess, Silent Auction, and FUN
Coffee and Donuts provided at the Registration table.**

**Make your check payable to GWRRA WA-A.
Please send the completed registration to:**

**Terrie Holt
19524 SE 261ST ST
COVINGTON, WA 98042**

For more information contact:

**Mike Briese, Chapter Director WA "A"
briese@earthlink.net or Call 253-535-4271**

Rider: _____

Co-Rider: _____

Address: _____

Phone: _____

City: _____ State _____

Zip: _____

Chapter or affiliation: _____

Chapter or affiliation: _____

Attended Before: (Yes) or (No) _____

Attended Before: (Yes) or (No) _____

E-mail address _____

I/We understand that state law requires motorcycle riders to have license endorsements to operate on state roadways and that I/We need to provide my/our own liability insurance. I/We therefore release and hold harmless the GWRRA, its officers, members, sponsors/supporters and any participating merchants to include run site owners and personnel from any responsibility for any damage or injury I may incur or cause while participating in this event.

Riders Signature: _____

Co-Riders Signature: _____

Chapter E 2013 Parking Ticket Tour

Parking Ticket Tour open to GWRRA WA-E members only.

- 1 Ticket per ANY *Washington State Park* visited in 2013.
- 1 Ticket per ANY *United States National Park in the USA* visited in 2013.

Requires a safe picture of the rider's motorcycle and the sign of the Washington State or any United States National Park (optional if they want to be in the picture).

Co-Riders can submit individual entries with them, the motorcycle and the sign indicating the park.

The Photograph of the name of the park must be clearly visible.

Each qualifying photograph will be worth 1 ticket for entry into the prize drawing.

Final entries must be received by the October Meeting.

Entries must be in a printed format.

The more tickets you have, the greater your chance of winning prize monies.

All tickets will be put into one bucket and there will be three tickets drawn for the prize money. The first ticket drawn will be worth \$100.00, the second ticket drawn will be worth \$75.00 and the third ticket drawn will be worth \$50.00.

Need not be present to win, but ALL entries must be submitted by the due date.

Prize money will be awarded at the October Meeting.

Ride Safe, Ride Far, Ride Often

Karla & Scott Edwards

Sample Entry:





We'd like to extend a warm welcome to our newest chapter members:

Thomas and Lynn Daniels from Woodinville

Thomas rides a brand new 2012 Blue Goldwing

Lynn rides a Honda 600 Shadow

July

03-07 - GWRRA "Wing Ding"

06 - Chapter picnic at the Gustin's

14 - Chapter A "Mystery Ride" in Kent

18-21 - "Washington District Rally" NO CHAPTER MEETING

August

08-10 - Region I rally in Pendleton, OR

10 - Chapter O "Whale of a Picnic and fun run"

17 - Chapter E meeting - After meeting ride, Hurricane Ridge

24 - Chapter Z "Chicken Run" in Chehalis

September

07 - Chapter Y "Riddler Run" in Enumclaw

08 - "Ride for Kids" in Carnation

13-16 - Chapter E "Whistler weekend"

19-22 - Chapter P "Oyster Feed" in Long Beach

21 - Chapter E meeting - After meeting ride to NW Trek

22- Oyster Run in Anacortes

October

- 19 - Chapter E meeting
- 19 - District Leadership workshop
- 24 - Chapter E dinner social
- 26 - **Chapter Q "Halloween Dance" in Fife**
- 26 - **Chapter E "Halloween Party" ???**

November

- 16 - Chapter E meeting - After meeting activity, 2014 planning meeting
- 21 - Chapter E dinner social

December

- 07 - Olympia Toy Run
- 14 - **Chapter D "Festival of Lights" parade, potluck and auction**
- 15 - Chapter E Christmas party
- 21 - Chapter E meeting, no after meeting activity

GWTA Chapter E - Lake Washington Gold Presents...

WING WASHINGTON - 2013

ALL BIKES AND CLUB AFFILIATIONS WELCOME

WING WASHINGTON IS A
PHOTOGRAPHIC TOUR
WITHIN THE STATE, ON
YOUR MOTORCYCLE



A VIEW OF YOUR
MOTORCYCLE AT EACH
CHECKPOINT IS TO BE IN
THE PHOTOS ENTERED

Your \$15.00 *Wing Washington* registration includes:

LIST OF 25 WING WASHINGTON CHECKPOINT SITES

Plus 12 BONUS CHECKPOINTS

The more checkpoints photographed, the more chances to win cash and other prizes - See reverse side for details.

WING WASHINGTON BANQUET - SATURDAY, OCTOBER 12, 2013

- ➔ \$25 Buffet Dinner with lots of delicious options
- ➔ 4PM at VFW Post 2995, 4330 148th Ave NE, Redmond, WA

\$100 / \$50 / \$25 CASH DRAWING, BASED ON SITES VISITED

CHANCE FOR MANY OTHER GREAT PRIZES

50/50 DRAWING

What It Costs

Ride site list and banquet: \$40.00

Ride site list only (no banquet): \$15.00 (can purchase Banquet or attendance later)

Attend Banquet, but only for tickets & drinks: \$10.00 (no dinner)

Banquet only (no ride): \$25.00 if pre-registered by September 29, 2012

Banquet only, not pre-registered by September 29, 2013: \$30.00 (at the door)



Benefits LifeWire (formerly Eastside Domestic Violence Program)

The majority of profits (a minimum of \$500) will be donated to LifeWire (formerly Eastside Domestic Violence Program), the largest provider of services for domestic violence victims in Washington.

See the *Wing Washington* web site at: www.WingWashington.com

WING WASHINGTON - 2013

Wing Washington is a motorcycling event that will take you, your motorcycle, and your camera to many scenic and interesting locations throughout the state of Washington. We have compiled a list of 25 sites. Themes include: *Haunted Places, Distilleries, Unusual Museums, Middle Schools, and Road Houses* For long distance riders that enjoy a challenge, there are 12 bonus sites comprised of Lakes.

Take a picture of your motorcycle (preferably with you in the picture) at each site you visit. The more sites you photograph the more chances you have to win cash and other prizes at the *Wing Washington* Banquet. Every site is worth one ticket.

Photos must be turned in at the *Wing Washington* Banquet on October 12, 2013. Write the site name and number on back of each site photo, please. Tickets for the cash prize drawings and other prize drawings will be issued to you when your photos are turned in and validated. If you cannot attend the Banquet, have a friend attending the Banquet submit them on your behalf.

The combined entry fee of \$40.00 per person includes the list of 37 *Wing Washington* sites (\$15) and admission to the Banquet (\$25), which is the *Wing Washington* closing event. The Banquet will be held on Saturday, October 12, 2013, 4PM at VFW Post 2995, 4330 148th Ave NE, Redmond, WA, 98052. The site list will be sent to you soon after your registration and entry fees are received, after January 1, 2013. GWTA Chapter E hopes you enjoy participating in *Wing Washington* – 2013. Ride safe and have fun!

Keep up with Site Updates at: www.WingWashington.com

REGISTRATION	↓	FILL OUT - CUT OFF - MAIL IN	↓	REGISTRATION
RIDER 1				
RIDER 2				
ADDRESS				↑ EMAIL ADDRESSES ↑
CITY		STATE		ZIP
CLUB AFFILIATION, IF ANY		CHAPTER		TELEPHONE ()
Payable to: GWTA-CHAPTER E Mail to: <i>Wing Washington</i> , Jerry Weltner, 7708 147 th Ave NE, Redmond, WA 98052				
(√)	(Qty)	(Sub-total)		
Site list and banquet	@ \$40.00 = \$			
Attend Banquet, drinks & tickets	@ \$10.00 = \$	(Does not include dinner)		
Banquet only (not going to sites)	@ \$25.00 = \$	(At-the-door price for Banquet - \$30.00)		
Site list only (dinner at extra cost)	@ \$15.00 = \$	(Can purchase Banquet or attendance later)		
TOTAL = \$				

I/We the undersigned, agree to and will comply with the rules covering this event. I/We further agree to hold harmless the GWTA, its officers and representatives, or persons sponsoring this event for loss or injury to property or myself incurred by reason of participation in this event. I/We have read and understand the above.


Rider 1 signature

Rider 2 signature

GWRRA WASHINGTON MEETINGS

4th Saturday	8:30AM	A-Seattle	Old Country Buffet, 25630 104th Ave. SE, Kent, WA 98030
1st Saturday	8:00 AM	B-Bremerton	Rolling Hills Golf Course, 2485 NE McWilliams Rd, E. Bremerton, WA NEW
2nd Saturday	8:00 AM	C-Everett	Denny's, 132 128TH St. SW, Everett, WA 98204
2nd Sunday	8:30 AM	D-Aberdeen	Duffy's Restaurant, 1605 Simpson Ave, Aberdeen, WA 98520
3rd Saturday	08:30AM	E- Bellevue	Crystal Creek Café, 22620 Bothell-Everett Hwy. Bothell, WA. 98021
2nd Tuesday	6:00 PM	H-Lynden	Fairway Restaurant, 1726 Front St, Lynden, WA 98264
3rd Sunday	8:00 AM	I -Olympia	Hawks Prairie Restaurant, 8306 Quinault Drive NE, Lacey, WA 98516 NEW
2nd Saturday	9:00 AM	L-Kennewick	Pasco Eagle Club, 2829 W. Sylvester, Pasco, WA 99301 NEW
1st Saturday	12:00 PM	M-Yakima	Legends Casino 580 Fort Road Toppenish, WA
3rd Sunday	8:30 AM	N-Spokane	Golden Corral Restaurant, 7117 N Division, Spokane, WA 99208
4th Saturday	8:00 AM	O-Port Orchard	Airport Diner, 8803 State Hwy 3 SW, Port Orchard, WA 98367
3rd Saturday	1:00 PM	P-Longview	Sizzler, 936 Ocean Beach Hwy., Longview, WA. 98632
1st Wednesday	6:00 PM	Q-Puyallup	Sizzler Restaurant, 10204 South Tacoma Way, Tacoma, WA NEW
1st Saturday	9:00 AM	R-Walla Walla	Oasis Restaurant. Old Milton-Freewater, OR 97862
1st Thursday	6:00PM	V-Auburn	The Station Bistro, 110 2nd St SW, Auburn, WA
1st Saturday	8:30 AM	X-Vancouver	Hometown Buffet, 7809 B NE, Vancouver, WA 98686
2nd Friday	6:30 PM	Y-Enumclaw	Krain Corner Restaurant, 39929 264th SE, Enumclaw, WA 98022
2nd Saturday	1:00 PM	Z-Centralia	Centralia Deli, 708 Harrison Avenue. Centralia, WA 98531 NEW

GWRRRA DISTRICT & REGION INFO



Gold Wing Road Riders Association—www.gwrra.org Mike Stiger, Director



Washington District Staff

<http://www.gwrra-wa.org/>

WA District Directors Susie & Frank Hutchinson

Asst. District Directors Reggie Baumer and
Chuck Porter

Asst. District Directors Wally & Anna Wallingford

District Treasurer - Brad Kane

Membership Coordinator—Gerry & Maxine Alexander

District Rider Educator - Mike and Lynn Briggs

District Rider Educator Stores— Tom Denny

District Leadership Trainer - Roy & Pearl McKenzie

Asst. Rider Education—Vacant

District Ambassadors— Jerry & Judy Thompson

District Stores - TBD

District Webmaster - Patrick Alison

District Couple of the Year - Mike & Janet Turner

District IOY/COY Coord. - Mike & Janet Turner

District Newsletter Editor - Brad Kane

District Motorist Awareness Coordinator - Doug Clark



Region I Staff

<http://www.bigskyregioni.org/>

Region Directors - Mike and Peggy Hudnell

Assistant Directors - Dale and Shirley Dufner

Assistant Directors - Terry and Cheri Huffman

Assistant Directors— Russ and Laurie Parpart

Instructor Coordinators—Eric Carlson

Rider Educators—Bob and Becky Minor

Motorist Awareness - Dave and Sheila Chavez

Treasurer - Erv and Phyllis Granahan

Membership Enhancement Coordinator - Garry Alexander

Leadership Trainers— John and Diane Kester

Region I Ambassadors - Tom and Mozelle Edwards

Region I Ambassadors - Hank and Marilyn Smith

Couple of the Year Coordinators— Dan and Carmen Weakland

Couple of the Year - Mike & Janet Turner

Webmaster - Scott Bowman

Newsletter Editor— Shirley Dufner



Advertise with us

Corporate: \$100.00 per quarter.

Medium (½ pages): \$50 per quarter.

Small (business card): \$25 per quarter

Rates above are per quarter. All interested companies
should inquire with Bob Spencer at: bspswae@frontier.com

Special Reminder: Don't forget to look for your membership number hidden somewhere in our newsletter. If you find your number, this could mean \$ for you if you tell us at the Chapter E meeting of the month of the newsletter. We encourage you to identify yourself at the meeting.



If you have pictures to add to the
Chapter E Website, please email
John Smith, Chapter E Webmaster
at allabout@frontier.com